






# Te Puna Whakaako - Toi

Hangaia he kōpaki mahi ki roto i tō ake Kōpaki Ipurangi, pēneitia ngā mahi. (Make a folder in your drive to save your work in.)

	Ngohe 1	Ngohe 2	Ngohe 3	Ngohe 4	Ngohe 5
E kaingākau ana ahau ki te mahi toi Māori	<p>Tīpakohia he āhuatanga Māori, Tāngia, Kaurukungia whakamārama mai i te āhua kua tīpakongia e koe.</p> <p><a href="#">Traditional Māori symbols and meanings</a></p>  <p><i>Draw and colour a Maori symbol and describe what it represents.</i></p>	<p>Waiatatia ngā tae i roto i te reo Māori</p>  <p><i>Sing and identify colours in Te Reo maori. Use the link to help you with the colours.</i></p> <p><a href="#">Nga tae Māori</a></p>	<p>Kimihia he ngohe origami, ki te hanga mai runga i te Youtube.</p>  <p><i>Go onto Youtube and find an Origami that you can make.</i></p>	<p>Tā e whā ngā mū kei roto i tetahi tiā. Kimihia enei mū kei waho i te māra.</p> <p>Draw 4 insects from our book 'He aha tenei' in Panui in a jar. Go outside and see if you can find these insects.</p> 	<p><i>Can you be creative with your sandwiches today?</i></p> <p><i>Take a picture and send it to your teacher.</i></p>  <p><b>C1:</b> Me tā koutou i tētahi <a href="#">wheku</a>, ka titiro ki ngā wheku me ngā parata ki runga i te ipurangi - <i>practise drawing Wheku and parata, go online and have a look.</i></p>
Kua tutuki i a ahau te mahi					
Te Rā: Ka tāmokongia e ngā Mātua:					